



Anglican Diocese of  
Edmonton

Proclaim the Gospel | Make Disciples | Further the Kingdom


# Presentation Guidelines

# Brand



Parishes and ministries of the Edmonton diocese, our Companion Diocese of Buye, ecumenical, interfaith and community partners are welcome to use with permission the diocesan letterhead and crest on materials, whether print or digital. Please use the following graphic and font guidelines.

# Crest Placement



Anglican Diocese of  
Edmonton  
Proclaim the Gospel | Make Disciples | Further the Kingdom

The diocesan crest should be prominent and visible in all visual communications. It must not be edited to create a new image. For legibility, keep the area around the crest clear. The crest's colours can not be changed or modified. Use only the provided official images. To obtain a high resolution file, email [churched@edmonton.anglican.ca](mailto:churched@edmonton.anglican.ca)

# Crest Usage

## Improper Usage

- Do not use a low resolution version of the crest.
- Do not distort or alter the proportion of the crest.
- Do not change the font (Verdana) in the wordmark.


# Typography and Formatting

The official font for the wordmark “Anglican Diocese of Edmonton” is Verdana, and it is to be used when "Anglican Diocese of Edmonton" accompanies the crest.

For Diocese of Edmonton documents:


- Headers (excluding cover page) use Trebuchet MS, 14-point
- Body Text use Verdana, 12-point
- Document headers are left justified; body text is left justified, ragged right

# Colour Palette




Anglican Diocese of  
Edmonton  
Proclaim the Gospel | Make Disciples | Further the Kingdom


## Primary Colours



HEX  
#4C67BA



HEX  
#EC1F26



HEX  
#EBE723